



III PhD Conference on Technology Assessment

How the decision making process is made in Radiology: a TA approach

Maria João Maia – FCT / UNL

Supervisor: Prof. António Brandão Moniz (ITAS / KIT)

Co-Supervisor: Prof. Michael Decker (ITAS / KIT)

Contents



1

Introduction

2

Methods

3

Preliminary Results

4

Remarks





- ❖ HTA – importance
- ❖ Portugal does not have HTA tradition (except for pharmaceutical products)
- ❖ Medical Devices - There are currently no effective methods for regulating the distribution (private sector)

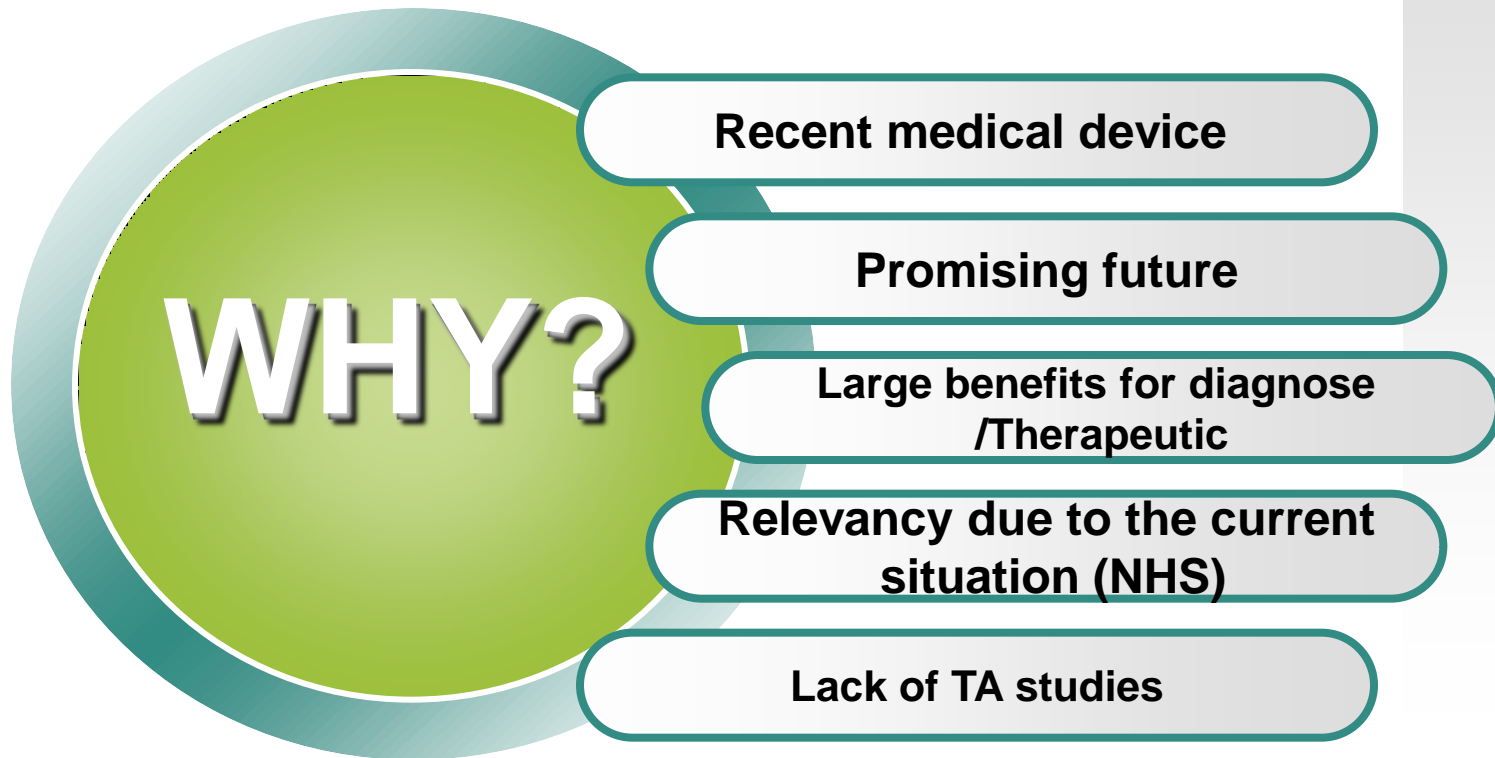
Lack of research in the field



Thesis importance



❖ Medical Device - Magnetic Resonance



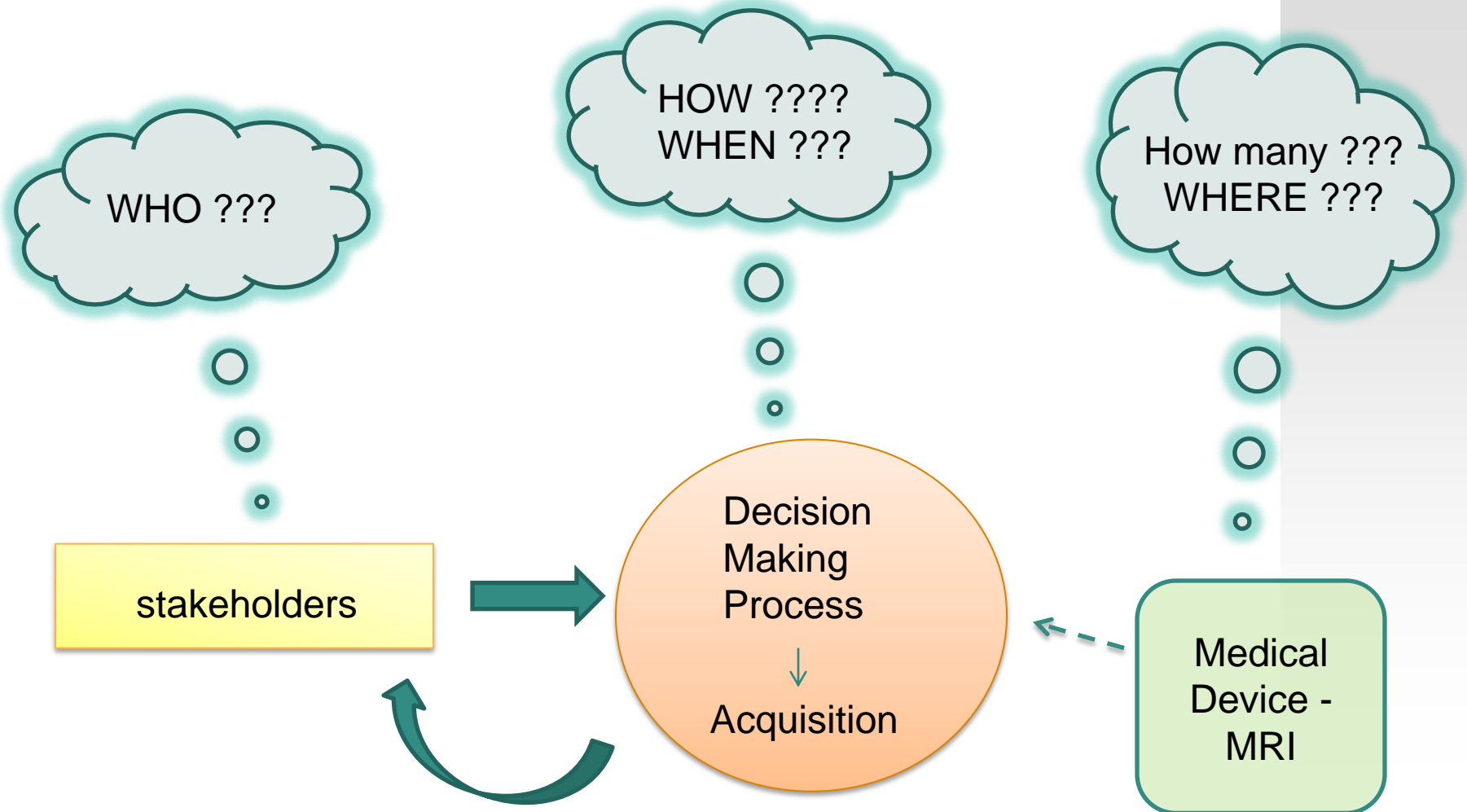


- Properties
 - Impacts
 - Effects
- Direct, intended consequences
- Indirect, unintended consequences

Introduction



Methods





1. Characterization Form

Baseline Information on MRI installed capacity

- ✓ Data collection (Maia, 2011)
- ✓ Contact with companies
- ✓ Document research
 - Web pages from Hospitals, Clinics...
 - International agencies reports (HTA), WHO, OECD, EUnetHTA...
 - National agencies reports DGS, ACSS, ERS...



1. Technological Park - MRI

A. Number and Characterization of MRI Units

B. Geographic Distribution

Preliminary Results





Firm	Sector					
	Public		Private		Total	
	nº	%	nº	%	nº	%
GE	?	?	?	?	30	22
Hitachi	1	4	4	5	5	4
Phillips	11	42	26	31	37	27
Siemens	13	50	46	55	59	42
Toshiba	1	4	6	7	7	5
Esaote	0	0	1	1	1	1
TOTAL	26	100	83	100	139	100

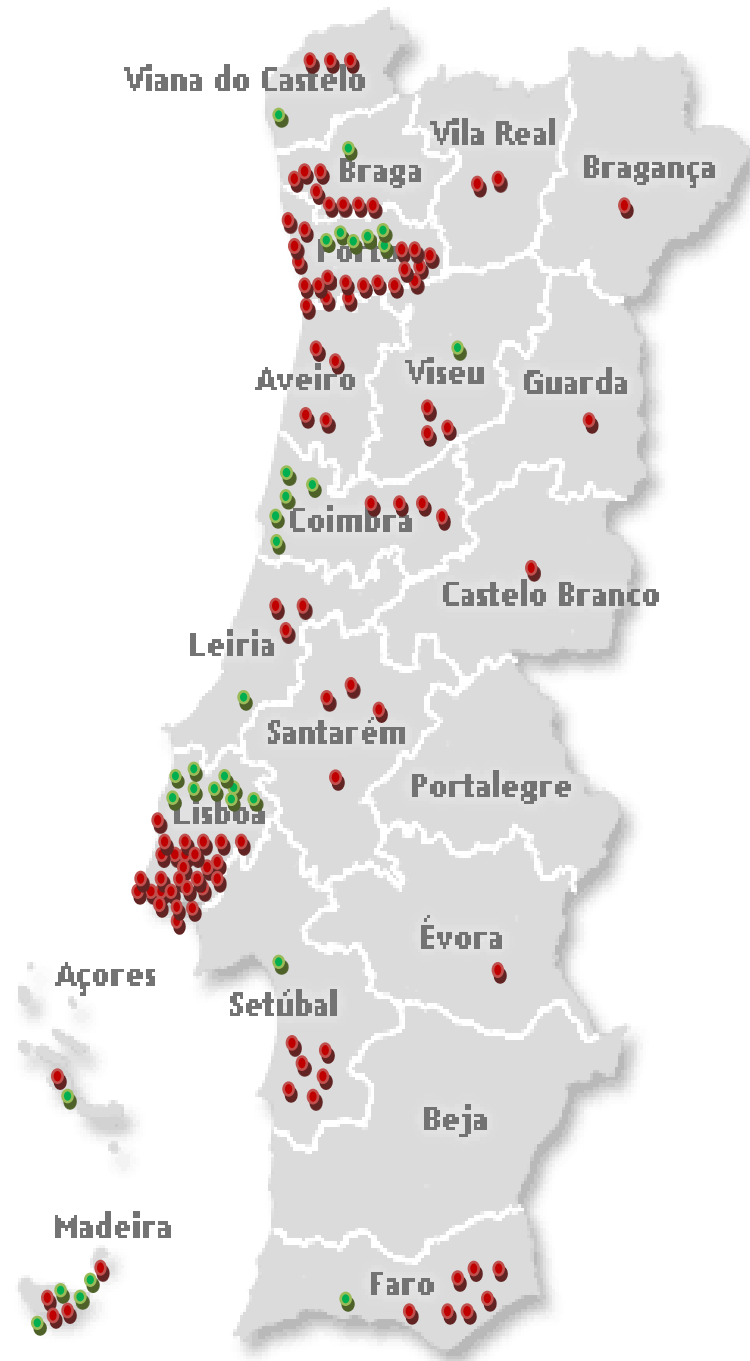


Preliminary Results



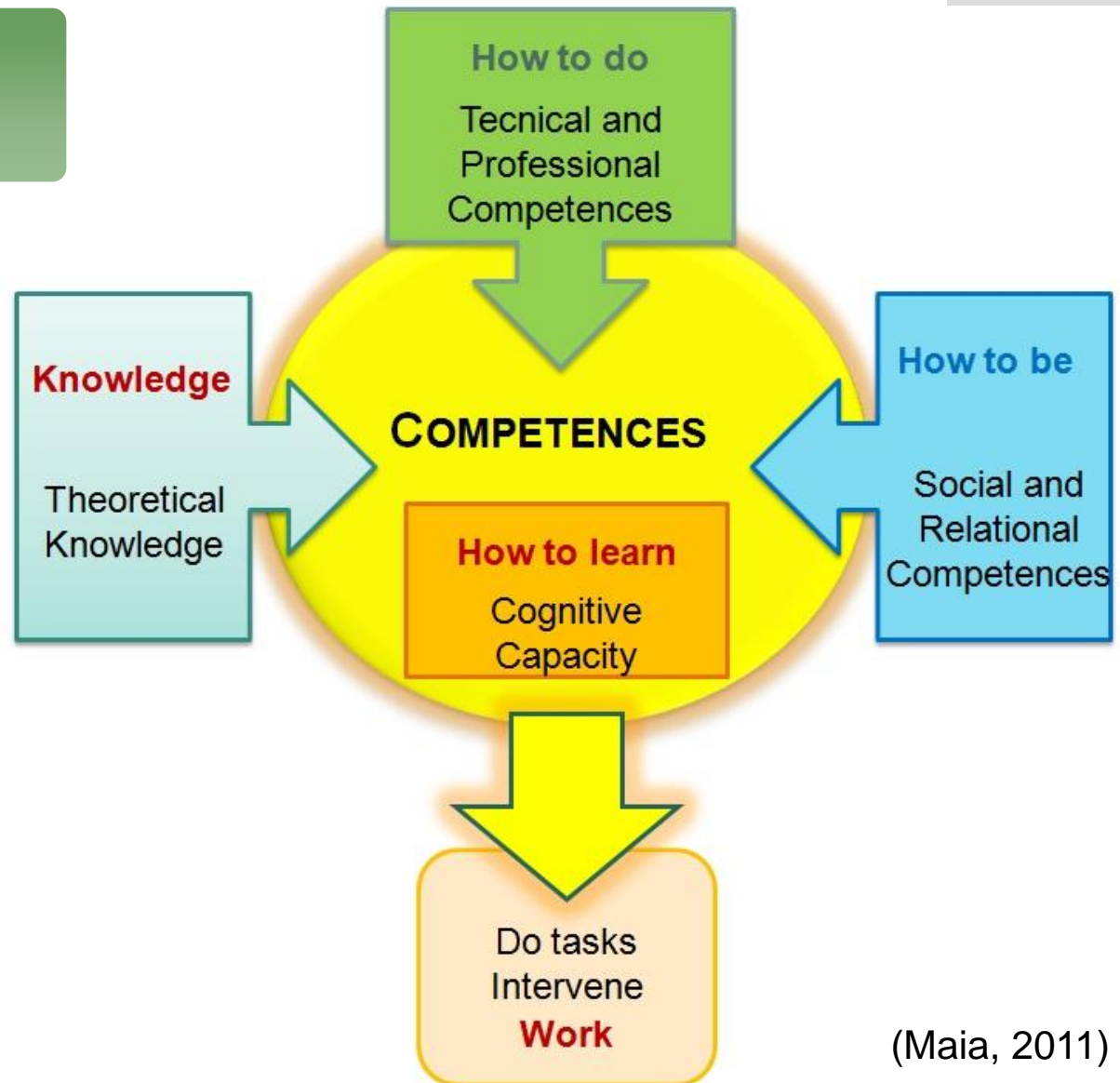
Geographic Distribution

-  Public Sector
-  Private Sector





2. Questionnaire “Competences”



(Maia, 2011)

Preliminary Results




3. Questionnaire “Decision Making Process”


Total of 137 MRI equipment



Total of 126 Entities



78 entities contacted



64 on private sector

14 on Public Sector





3. Questionnaire “Decision Making Process”

Radiology Department



Respondents



Radiographer

Radiologist (Physician)

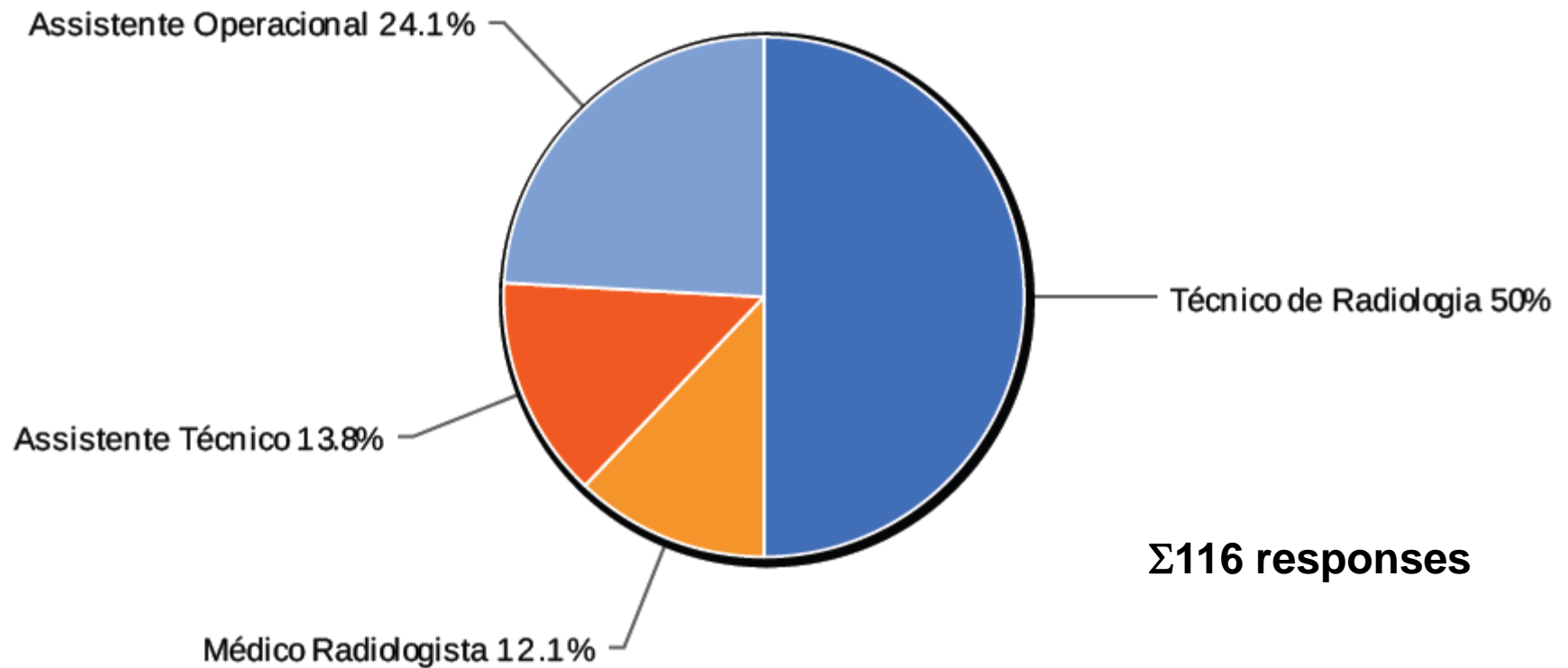
Technical Assistant (Office)

Operational Assistant

Preliminary Results



2. Questionnaire “Competences”



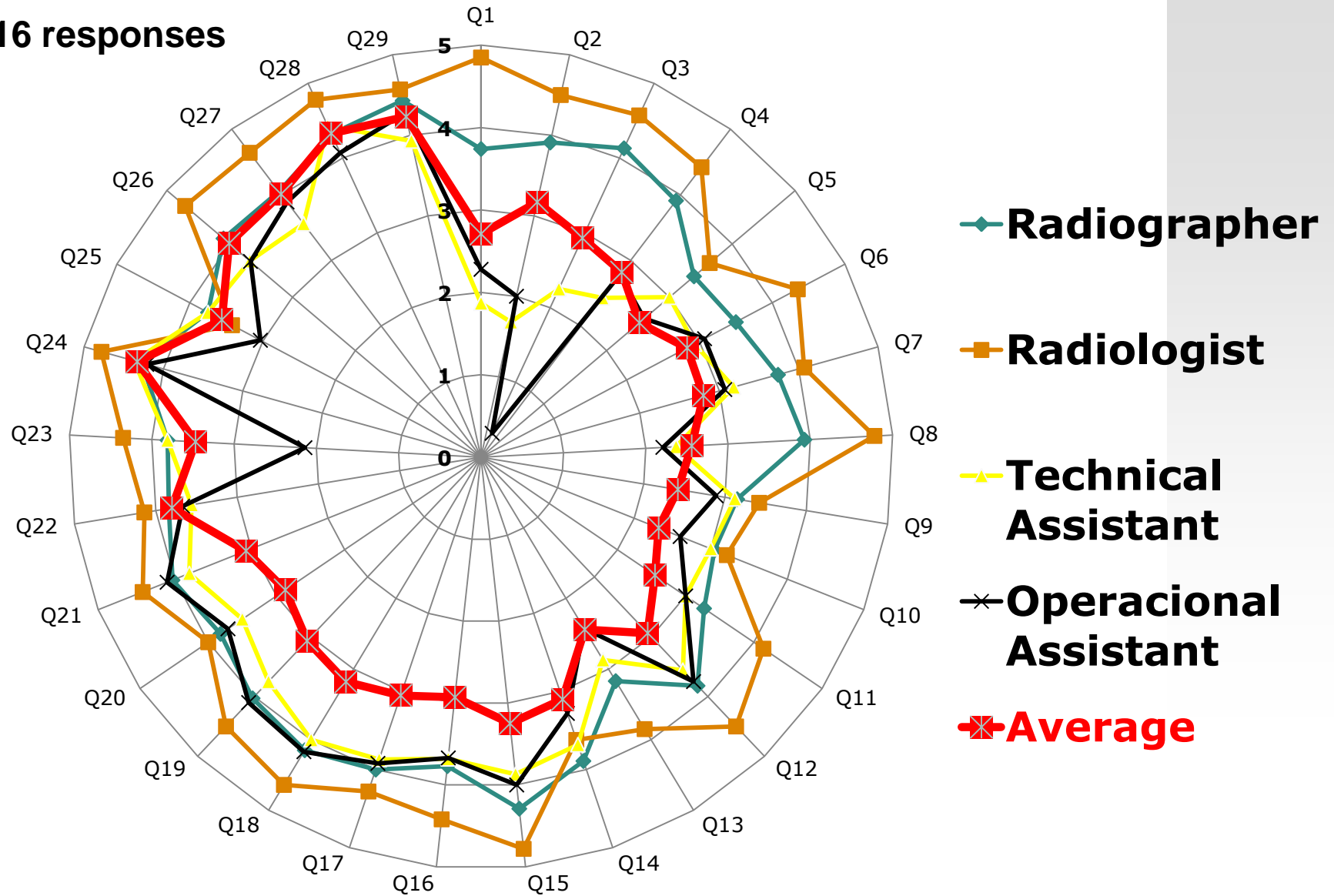
Σ116 responses



Preliminary Results



Σ116 responses





3. Questionnaire “Decision Making Process”

Q1 – What was the strongest reason for the technology acquisition

	Public	Private
Expansion capability	3	4
Competitive action
Contract expiration
Leadership change
Technology development	2	1



3. Questionnaire “Decision Making Process”

Q14 – Regarding the decision made for the acquisition of the MRI equipment, what is your satisfaction perception, under the perspective of the following?

		1		2		3		4		5		6		7		
		Pu	Pri	Pu	Pri	Pu	Pri	Pu	Pri	Pu	Pri	Pu	Pri	Pu	Pri	
Adminstration	unsatisfactory									1		3	3	1	2	Very Satis.
Clinical Leadership	unsatisfactory								1	1	1	2		2	3	Very Satis.
Technical Leadreship	unsatisfactory										2	3		2	3	Very Satis.
Clinical Staff	unsatisfactory								1	1	1	2	1	2	2	Very Satis.
Technical Staff	unsatisfactory						1				1	2	2	2	2	Very Satis.



3. Questionnaire “Decision Making Process”

Q15 - Were you the last decision maker throughout the process?

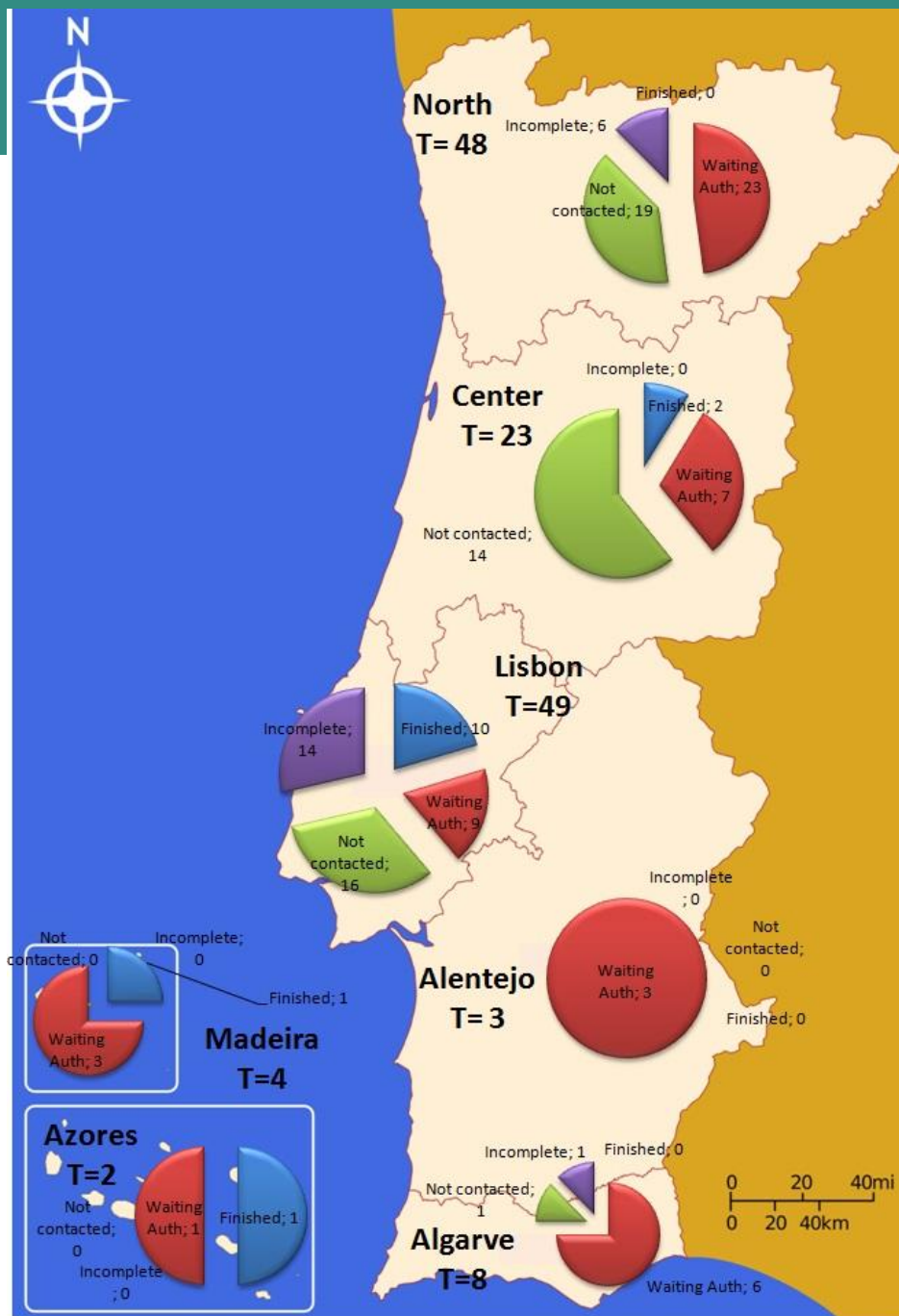
Public	Private
Yes - Department Director	No - Administration Board
No - Radiology Department	No - Administration Board
No - Administration Board	No - Administration Board
No - Department Director	No - Administration Board
No - Administration Board	No - Administration Board



Remarks

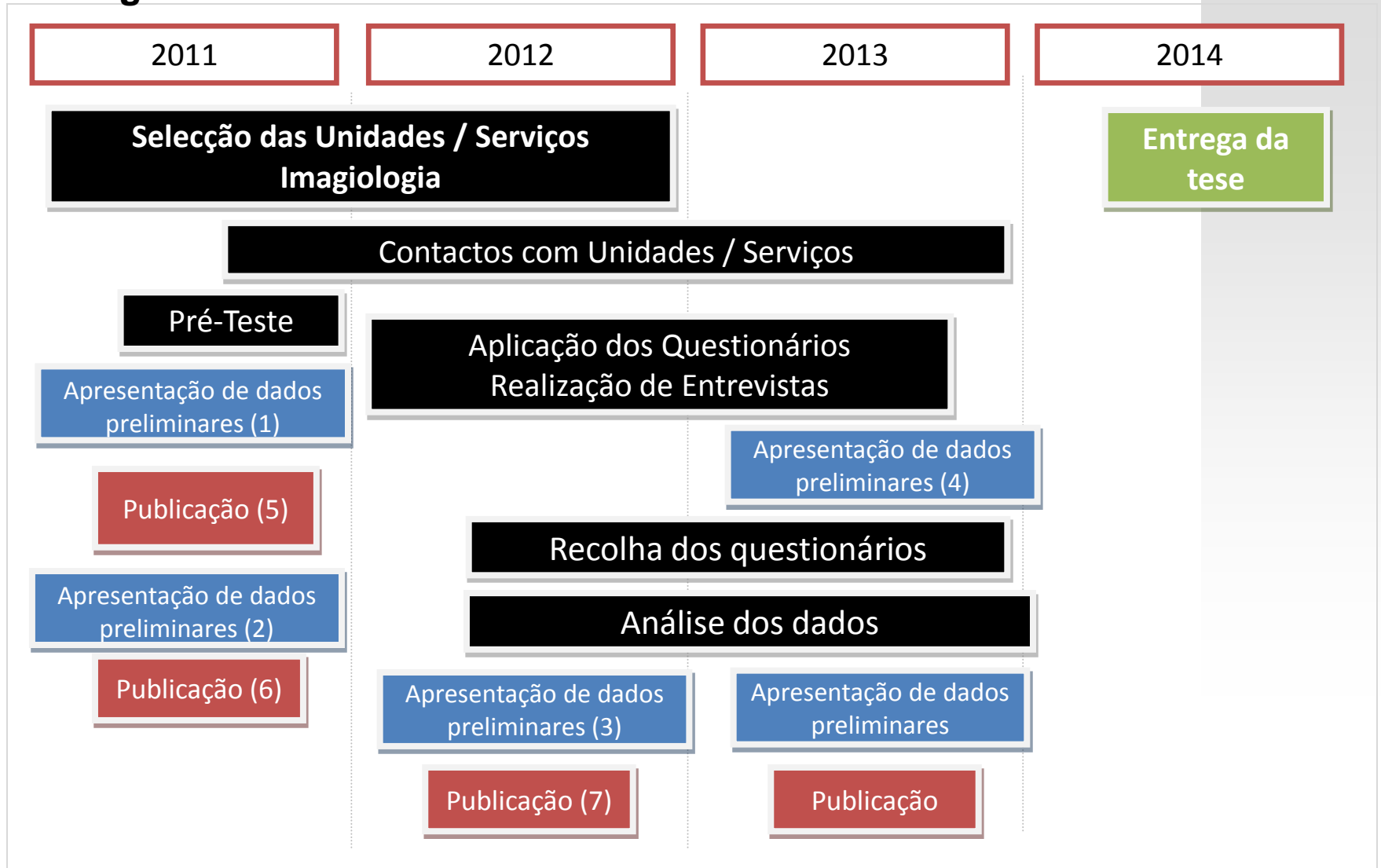
So far.....

- Finished = 16
- Refused = 3
- Incomplete = 20
- Waiting Auth. = 52
- Not contacted = 49





Chronogram





Limitations...

- Inexistence of MRI technological park
- Companies list of MRI localization not updated
- Time to respond to invitation to participate
- Time to schedule the interview
- Time to have all questionnaires answered
- Working – Student
 - contacting hours
 - lack of time



Bibliography



- (1)2011 - Maia, Maria J. F. Competences for decision-making in Radiology: a technology assessment approach. (with António B. Moniz) APSIOT, UAL, Lisbon, Portugal.
- (2)2011 - Maia, Maria J. F. Technology Governance in Radiology: the example of Magnetic Resonance Imaging, PhD Conference on Technology Assessment, FCT-UNL, Monte de Caparica, Portugal.
- (3)2012 – Maia, Maria J.F. O processo de Tomada de Decisão na Radiologia: o exemplo da Ressonância Magnética no contexto da Avaliação de Tecnologia em Saúde, Encontro Pós-II Conferência Doutoral em Avaliação de Tecnologia (FCT/UNL). CESNova, Lisbon, Portugal.
- (4)2013 – Maia, Maria J.F. Equity in access to MRI equipment in an ageing society: a TA approach based on the Portuguese case. (with António B. Moniz) European TA Conference “Policy Areas of Great Transitions” – PACITA Project, National Technical Library, Prague.
- (5)2011 - Maia, Maria J. F. Decision-making process in Radiology: the magnetic resonance example in the TA context, Enterprise and Work Innovation Studies, vol. 7, IET, pp. 73 - 90
- (6)2011 - Maia, Maria J. F. "Competências para a Tomada de Decisão na Radiologia: Uma abordagem de Avaliação de Tecnologia [Competences for decision taking in Radiology: A Technology Assessment approach] (with António B. Moniz) IET Working Papers Series 02/2011, Universidade Nova de Lisboa, IET-Research Center on Enterprise and Work Innovation, Faculty of Science and Technology
- (7)2012 – Maia, Maria J. F. "Technology governance in radiology: the example of magnetic resonance imaging," IET Working Papers Series02/2012, Universidade Nova de Lisboa, IET-Research Center on Enterprise and Work Innovation, Faculty of Science and Technology.





III PhD Conference on Technology Assessment

Thank You !

**Maria João Maia – FCT / UNL
mj.maia@campus.fct.unl.pt**